

Safety Updates

Mr Ong Heng Kiong William
VP (Admin)



CHI (KATONG) PRIMARY



Scope

- Considerations and References
- Traffic Management & Road Safety
 - Road Safety near the School
 - Drop-Off and Pickup by cars at Gate 1 and Gate 3
 - Cycling / Scootering to School
 - Safety on School Bus
- School Safety & Security in General
- Response Measures to Communicable Diseases in Schools



CHIJ (KATONG) PRIMARY



Considerations

- School puts in place initiatives, processes and ensures diligence for traffic/vehicle safety during school drop-offs and dismissals.
- **Requires effort from multiple stakeholders** – school, LTA, parents, students.
- It is an on-going and continual effort between stakeholders.



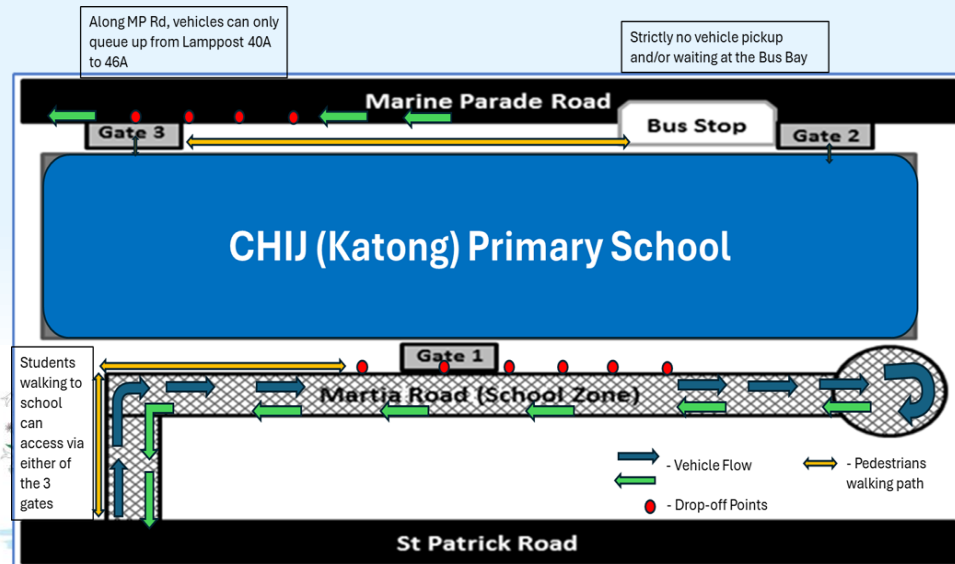
CHIJ (KATONG) PRIMARY



School Safety Guide – Parents' Handbook

- Provides the guide to key safety focus areas on the school's Traffic Management Plan:
 - School Gates and their designated drop-off/pick-up points;
 - Drop-off and pick-up by cars;
 - Students walking to school;
 - Students taking public transport;
 - Students cycling to school.


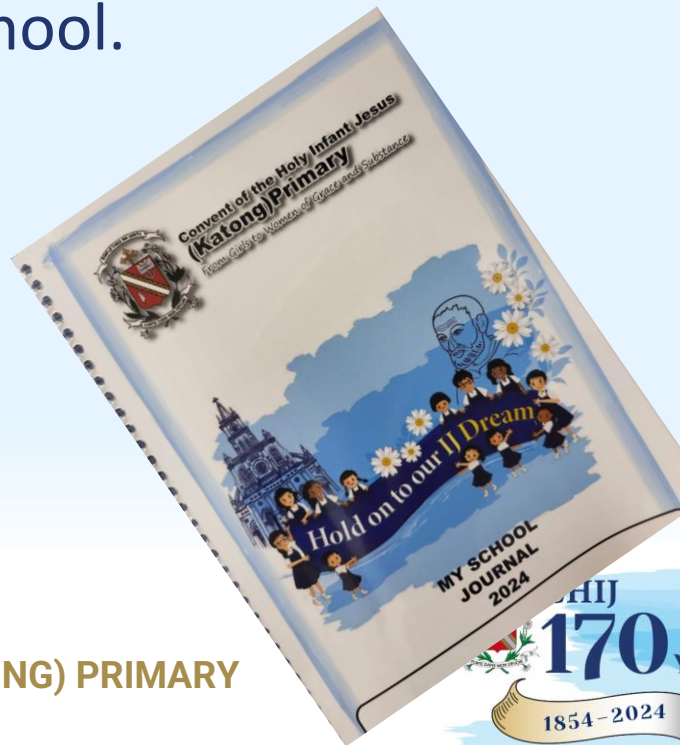
Name of Gate	Date	Open Hours
Gate 1 (Martia Road)	Mon - Fri	6.30am - 5.50pm
Gate 2 (Bus Stop, Marine Parade Road)	Mon - Fri	6.30am - 5.00pm (Closed 11.00am - 1.00pm for lunch break)
Gate 3 (Canteen, Marine Parade Road)	Mon - Fri	6.40am - 7.40am (Arrival) 1.30pm - 2.10pm (Dismissal) Mon, Wed & Fri (After School Programme) 3.30pm - 4.10pm



CHIJ (KATONG) PRIMARY

School Safety Guide - Student Journal

- Provides the guide to key safety focus areas.
- Be responsible for their friends and their own safety - read, understand and follow the rules!
- Empower your daughters to take responsibility for their safety in school.



CHIJ (KATONG) PRIMARY



Traffic Management / Road Safety

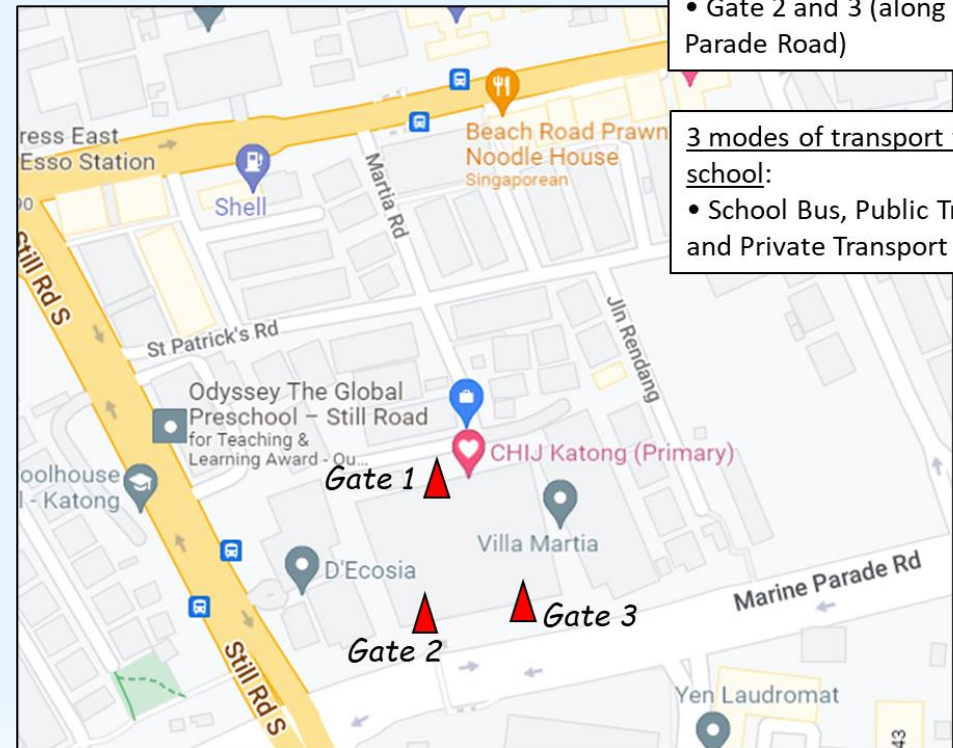


CHIJ (KATONG) PRIMARY



Road Safety near the School

- Arrival and Dismissal by foot, bus or private vehicles:
- **Potential safety concerns:**
 - Concentration of vehicles and students;
 - Blind-spots (parked/illegally parked vehicles, around bends);
 - Vehicles in-a-rush (late or impatient).



3 gates for Arrivals and Dismissals:

- Gate 1 (Martia Road).
- Gate 2 and 3 (along Marine Parade Road)

3 modes of transport to school:

- School Bus, Public Transport and Private Transport



CHIJ (KATONG) PRIMARY



School's Actions & Initiatives

- During the beginning-of-year and mid-year Parents-Teachers Meetings, the school **briefs and reminds parents on the safety rules and considerations** when dropping-off and picking-up the students.
- **Remind parents** via Principal's Letter (Termly/Quarterly).
- **Briefing the students** during school assemblies.
- **Stagger dismissals** of students in 3 groups (Grp 1: school bus; Grp 2: public transport/walk; Grp 3: private transport pickup).
- **Directing & managing the traffic situation** by school security officers and staff.
- **Report illegal parking** via LTA-online by school staff.
- **Work with LTA** to deploy Parking Wardens at strategic timings.



CHIJ (KATONG) PRIMARY



Traffic & Road Safety - Gate 1 (Martia Road)

Arrival Procedures

- School buses usually arrive either before and/or around 7am.
- Please **join the queue** to drop your daughter off.
- There are **4 drop-off points** to ease congestion.
- Please move to **the drop-off point as directed by school staff**.
- **Do not alight from your car** to escort your daughter out or help her put on her bag (She should already have her bag on her and ready to exit the car).
- **School staff will help** her if she needs help.

Dismissal Procedures

- Parents/Drivers should **arrive AT or AFTER 140pm** (there is less traffic, and you will be able to pick your daughter easily).
- Please **do NOT park along the private houses or OPPOSITE SIDE** as it will block the buses and cars in the private houses.
- Instead, **please queue** and pick your girls at the waiting area.



CHIJ (KATONG) PRIMARY



Traffic & Road Safety - Gate 2 & 3 (Marine Parade Road)



Arrival Procedures

- Please **join the queue** to drop your daughter off.
- **Do not cut in from the middle lane** to prevent collision with the cars or school buses already in the queue.
- **Do not stop your car, alight and walk your daughter to the gate.**
- **Do not stop your car at the bus bay, alight and walk your daughter to the gate.**



Dismissal Procedures

- Please **do NOT park and wait in the middle lane** of Marine Parade Road.
- Please **do NOT wait in the middle lane and ask your daughter to cross** the first lane to get to the middle lane.
- Please **do not park at the bus bay and alight.**
- Instead, **please queue** and pick your girls at the waiting areas.

Advisory/Instruction from LTA for Marine Parade Road:

- Queuing of vehicles between **lamp post 40A to 46A on only one lane**
- However, there should be **strictly no waiting/parking along the bus bay** and at the junction between Marine Parade Road and Still Road
- This includes parking abreast of another queuing vehicle.

Traffic Situation on the Ground (Martia Rd)



Parked cars blocking gate access – potential safety hazard

HIJ
70 Years

4 2024



Traffic Situation on the Ground (Marine Parade Rd)



CHIJ

Road Safety near the School

Tips and Suggestions to ensure traffic safety and to ease congestion:

- Bags and lunch bags should be **packed and ready the night before.**
- **Kisses and hugs should be given at home.**
- Your daughter should be **ready to exit the car** - bag ready, masks on (if needed), allowance given.
- **Seat her to the left**
- There is no need: (1) to sit at the back with her or (2) exit the car with her, hug her, then get back into the front seat.

Remember:

- We need to **work as partners** for the safety of our girls – **Be On-time, Be Patient, Be Considerate.**
- Watch out for **dangerous mindsets**– “It is okay, just this once”, “There are no cars behind me”



CHIJ (KATONG) PRIMARY




Road Safety: Cycling/Scooter to School

- Observe road safety when cycling / skate biking along the road or pavement.
- Remember to use the helmet.

When arriving at school:

- Dismount from the bicycle / skate bike.
- Push bicycle / skate bike in the school compound and look out for other students around.
- Park at designated area.



Convent of the Holy Infant Jesus (Katong) Primary
Cus Visita - From Gals to Women of Grace and Substance
17 Maria Road, Singapore 424821 Tel: 6344 3072 Fax: 6345 9007 Website: www.chijcp.moe.edu.sg

Parents Portal

Letters & Notifications

Parents' Newsletter ▾

Assessment Information

Grading Systems

Parent Teacher Meeting ▾
(PTM)

Important Links

Forms for Parents

Central Parent Council (CPC)

IJ Parent Volunteers (PV)

CCA Online Registration

Traffic Safety Around the School

Advisory Note for Cycling to School

ADVISORY NOTE FOR CYCLING TO SCHOOL

Dear Parents/Guardians

1. This advisory note is for parents/guardians whose child is cycling to school.
2. Given the hazards that cyclists may encounter, the school is concerned about the safety of students who cycle to school.
3. It is thus important for you to remind your child to take the necessary safety precautions, including but not limited to the following:
 - a. Before cycling to school, always make sure that the bicycle is in good working condition. Bicycles should ideally be fitted with front and rear lights and a bell. You or your child should ensure that the bicycle's brakes, chains, tires, lights and bell are well-maintained and are in good working order.
 - b. Your child should always wear protective gear, such as a helmet, and proper shoes (if there are shoelaces, they should be properly tied) to protect against injuries.
 - c. Your child should be reminded not to use his or her mobile phone, even with an in-ear attachment, or listen to music through earphones while cycling.
4. Your child is advised to secure his or her bicycle at the designated bicycle parking bay located in the school premises. The school will not be responsible for the loss of, or any damage to, your child's bicycle.

Mrs. Mischa Simon
Principal of CHIJ (Katong) Primary School



CHIJ (KATONG) PRIMARY



Safety - Taking the School Bus

- Please remind your daughters that they need to be **belted up on the bus.**
- They **should not be playing or running** on the bus.
- It is challenging for the bus driver to remind the girls to be seated as he focused on the road.



Pull, Slip, Click.
Buckle up for safety.

ARY SCHOOL
Mine too!
Do you buckle up?

Yes!
It's so easy!

Pull, Slip, Click. Buckle up for safety.

Yes!
It's so easy!

Starting 1 April 2020, all new small buses (with capacity of not more than 15 passengers, excluding the driver) must have forward facing seats and three-point retractable seat belts. Existing small school buses must be fitted with forward facing seats and three-point retractable seat belts by 31 December 2021.

Land Transport Authority



“Bus Rules”

- Remain seated at all times on the bus.
- No reserving of seats on the bus.
- Bags are not to be placed on the seats. (Seats are strictly for passengers to sit.)
- Eating is not allowed on the bus.
- No playing on board the bus.
- Obey instructions given by Bus Captain ('Bus Uncle')



School Safety & Security

- Parents/Guardians are not allowed on the school premises - this is to ensure the safety of the girls.
- Our aim is to **prevent any intruder** from entering the school premises.
- All visitors **need to be registered** at the security officer's counter.
- Parents who are picking up their daughters during curriculum time should register with the security officer.
- At arrival and dismissal, parents are only allowed to wait at Gate 1 (Martia Road). They are not allowed to enter the school by any other gate.
- Turnstiles are installed to ensure the safety of the girls and to prevent intruders.



CHIJ (KATONG) PRIMARY



School Safety & Security in General



CHIJ (KATONG) PRIMARY



Safety-in-Action

Safety by Security Officers



- Access Control
- Traffic Management

Safety by Teachers & Staff



- Safety Management duties
- Assisting students during arrivals and dismissal

Safety by OSOs & Cleaners



- Ensure a clean and safe school environment
- Traffic Management during arrival and dismissal

Safety by Our Girls



- Ensure cleanliness and hygiene in classrooms and canteen
- Observing safety rules – no running & playing along ramps and corridors



CHIJ (KATONG) PRIMARY



Safety Watch Areas

No playing and running in these areas:

- Ramps
- Corridors
- On the steps of stairs and galleria
- Canteen
- Outside General Office
- Pond / Edge of pond



CHIJ (KATONG) PRIMARY



Response Measures to Communicable Diseases in Schools

- Conduct daily **visual screening** of students.
- Unwell students will be advised to **stay away from school** and to seek medical attention if necessary.
- Students who are recovering from respiratory-related illnesses will be advised to **exercise social responsibility** by wearing a mask and minimising social interactions with big groups.
- Students will be advised to **maintain good personal hygiene** and improve hand hygiene by making hand sanitizers and soap available in the appropriate areas throughout the school.
- School will ensure the **cleaning and disinfection** of frequently touched surfaces, including door handles, staircase railings, water coolers etc.
- School will also ensure that **classrooms are well and naturally ventilated**



CHIJ (KATONG) PRIMARY



Response Measures to Communicable Diseases in Schools

We seek parents' support to keep schools a safe environment for students.

- If your child is unwell, please ensure that she stays at home and seeks medical attention if necessary.
- If your child is recovering from respiratory-related illnesses, please encourage her to exercise social responsibility (e.g., by wearing a mask, minimising social interactions with big groups).
- We appreciate your support and will continue to work with you closely.

Let us all do our part to exercise personal and social responsibility and stay safe.



CHIJ (KATONG) PRIMARY





CHIJ
170 Years

1854-2024



CHIJ (KATONG) PRIMARY