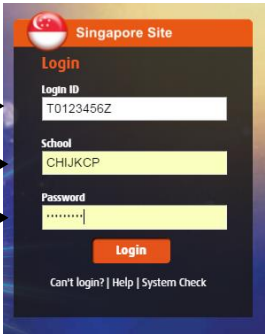
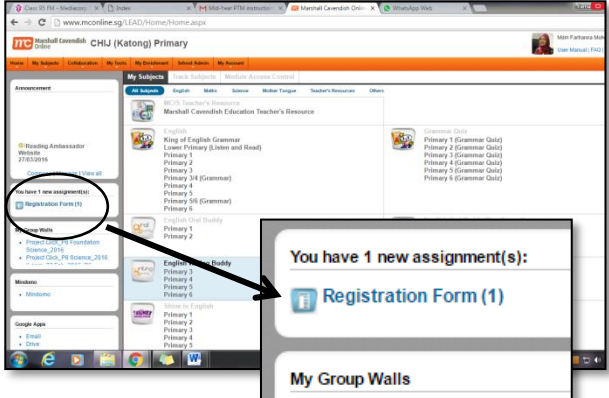

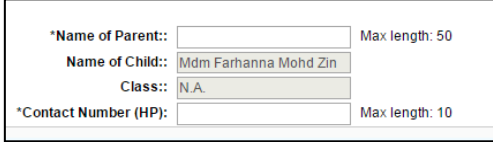

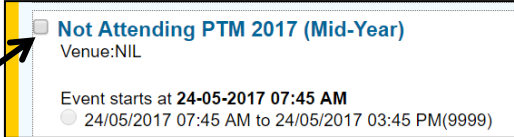
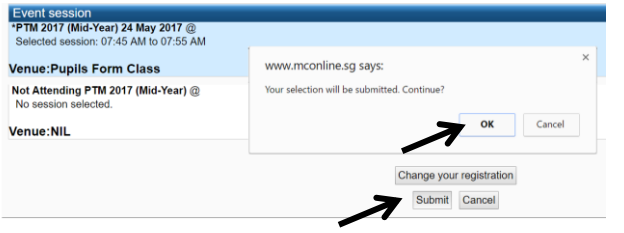
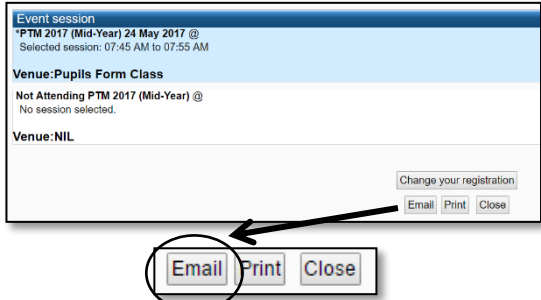


MID-YEAR PARENT-TEACHER MEETING 2017 ONLINE REGISTRATION GUIDE

<p> Daughter's Login ID (e.g. kcp12345a) → </p> <p> School ID (CHIJKCP) → </p> <p> Default password: chij2017(your daughter's form class) chij2017am1a, chij2017bu2a, chij2017ce3a (all in lowercase) </p> <p> Step 1: Go to www.mconline.sg </p>  <p> Key in Login ID: Login ID is our School ID 'kcp' followed by the <i>last 5 digits and last alphabet of your child's BC number</i> (all in lowercase) and Key in School ID: CHIJKCP </p> <p> Key in Password: chij2017(your daughter's form class) e.g.: chij2017am1a, chij2017bu2a, chij2017ce3a (all in lowercase) </p>	 <p> Step 2: Click on Registration Form on the left sidebar. </p>
 <p> Step 3: Click on PTM 2017 (Mid-Year) </p>	 <p> Step 4: Please fill in all fields marked with an asterisk (*). The form will not advance unless you fill in all mandatory fields. </p>
 <p> Step 5: Select the event marked with an asterisk (*) and one time slot. After selection, click the SUBMIT button which can be found at the bottom right of the page. </p>	 <p> Step 6: If you are unable to attend the meeting, select Not Attending PTM 2017 (Mid-Year). After selection, click the SUBMIT button. </p>
 <p> Step 7: The highlighted portion shows the time slot you've selected. Click the SUBMIT button and then click OK (in pop-up box) to submit your selection. </p>	 <p> Step 8: Check the time you have booked on the FORM REGISTRATION ACKNOWLEDGEMENT. It is advisable to print this slip if you need it for your reference. </p>